

---

<b>Report To:</b>	<b>Policy and Resources Committee</b>	<b>Date:</b>	<b>6 August 2019</b>
<b>Report By:</b>	<b>Ruth Binks, Corporate Director Education, Communities and Organisational Development</b>	<b>Report No:</b>	<b>PR/20/19/LMC</b>
<b>Contact Officer:</b>	<b>Louise McVey Corporate Policy, Performance and Partnership Manager</b>	<b>Contact No:</b>	<b>01475 712042</b>
<b>Subject:</b>	<b>Local Outcome Improvement Plan Annual Report 2018/19</b>		

---

## **1.0 PURPOSE**

- 1.1 The purpose of this report is to present to the Policy and Resources Committee the finalised version of the Inverclyde Local Outcome Improvement Plan Annual Report (2018).

## **2.0 SUMMARY**

- 2.1 As part of the Community Planning element of the Community Empowerment (Scotland) Act 2015, the Inverclyde Alliance has a responsibility to develop a Local Outcome Improvement Plan (LOIP). The Inverclyde Local Outcome Improvement Plan was approved by the Inverclyde Alliance at its Board Meeting on 11 December 2017.
- 2.2 The 2015 Act requires Community Planning Partnerships to review and report on progress towards their LOIP and locality plans, and keep the continued stability of these plans under review.
- 2.3 The annual report seeks to highlight progress in achieving the ambitions of the Inverclyde Alliance throughout 2017/18, using performance data, examples of activity from the priority outcomes and an update in regard to locality planning to demonstrate how we are working together to improve local outcomes.

## **3.0 RECOMMENDATIONS**

- 3.1 It is recommended that the Policy and Resources Committee:
- a. Notes the development and progress made in the Inverclyde Local Outcome Improvement Annual Report 2018.

**Ruth Binks,  
Corporate Director  
Education, Communities and Organisational Development**

## 4.0 BACKGROUND

4.1 As part of the Community Planning element of the Community Empowerment (Scotland) Act 2015, the Inverclyde Alliance has a responsibility to develop a Local Outcome Improvement Plan (LOIP). The Inverclyde Local Outcome Improvement Plan was approved by the Inverclyde Alliance at its Board Meeting on 11 December 2017.

4.2 The new LOIP must demonstrate a clear, evidence-based and robust strong understanding of local needs, circumstances and aspirations and specify how these vary for different places and population groups within Inverclyde. The LOIP must identify which communities experience significantly poorer outcomes relative to other communities in the area and Scotland overall.

4.3 Inverclyde's LOIP has been informed by both the results from the 'Our Place Our Future' Survey and a comprehensive strategic needs analysis. The LOIP identified three strategic priorities that the Alliance Board will focus on.

- Population
- Inequalities
- Environment, Culture and Heritage

## 5.0 ANNUAL REPORT HIGHLIGHTS

5.1 A range of performance indicators has been identified to allow the Inverclyde Alliance to measure progress in achieving our three outcomes. This annual report includes a selection of performance indicators to illustrate how we are doing. Data for 2017/18 is provided where available however sometimes there is no data update available or that data has yet to be published. Where 2017/18 data has yet to be published, the latest available data is provided.

5.2 Each section in respect of the three strategic priorities follows the same approach; a 'how are we doing' details some of the key performance measures, a 'what approaches are we deploying' highlighting work within the respective priority and a 'what will be different for communities in 10 years' time' repeats the information from the LOIP to highlight the focus of the Alliance for that particular priority.

5.3 Data in respect of the section on **population** highlights:

- A small reduction in the population of Inverclyde in 2017/18 compared to the previous year.
- For the first time since 2013/14 Civilian-in-Migration is greater than Civilian-Out-Migration. However there was less in-Migration in 2017/18 than there was in 2016/17 although less out-Migration in the same time period.
- Satisfaction with Inverclyde and neighbourhoods as a place to live remain high.

5.4 Actions in respect of the section on population are:

- The commissioning of a study that supports the development of a repopulation strategy for Inverclyde. This study highlights a wide range of indicators such as population, economic activity, skills profile and other local information and assesses the cause and scale of the demographic challenge, recent economic trends, the area's assets and its connectivity.

- The significant investment in new affordable housing that will address the housing priorities in our area.

As part of the Glasgow City Region City Deal Inverclyde Council is investing in three projects:

- Ocean Terminal

An augmented Outline Business Case for Ocean Terminal was approved by the Glasgow City Deal Cabinet. This augmented Outline Business Case confirms the preferred solution for the Ocean Terminal building which includes an art gallery dedicated to George Wyllie and a restaurant. These elements of the building have been made possible through a donation from the Dunard Fund. In parallel with the augmented Outline Business Case, a final business case was approved for the implementation of the floating pontoon. All consents are now in place for the pontoon and Peel have awarded the construction contract. Peel are making provision for temporary passenger accommodation during the transition phase between the opening of the new pontoon and completion of the terminal.

- Former Power Station, Inverkip

Following extensive negotiations around the preferred junction improvements on the A78 between the Scottish Government, Scottish Power (as owners of the site) and the Council, agreement has been reached and Scottish Power is now progressing detailed designs. These designs will be taken through contract preparation and tender following which a Final Business Case will be submitted by the Council to the City Deal Project Management Office.

- Inchgreen Dry Dock

Following engagement with Peel Ports and three other parties in respect of development at Inchgreen, a strategic business case was submitted and approved earlier this year. The proposals on site involve construction of vessels, marine engineering, fish processing and a fisheries training facility. Over 300 jobs are anticipated through these operations. Subject to negotiations with the interested parties, an Outline Business Case will be submitted later this year which will facilitate land accumulation and progression to Final Business Case.

#### 5.5 Data in respect of the section on **inequalities** highlights:

- A reduction in the percentage of the population with no qualification and the lowest ever percentage since recording in 2004
  - 1518 children provided with a free meal during school holidays during 2018
- An increase in the percentage of young people aged 16-24 who are unemployed.

#### 5.6 Actions in respect of the section on inequalities are:

- The Inverclyde 'Every Child, Every Chance' poverty event was held in October 2018 focusing on the good practice work existing in Inverclyde as well the challenges for Inverclyde.
- The Inverclyde Regeneration and Employability Partnership have identified approximately 6,600 workless households in Inverclyde and have prioritised a need to engage with people to ascertain what their aspirations are, what support they require and the barriers to employment.
- Some of the work to help mitigate child poverty in Inverclyde such as increasing the uptake of eligibility for free school meals/Schools Clothing Grants, and

exploring methods to automate payments to ensure families receive their entitled benefits without the need to complete additional applications forms.

5.7 Data in respect of the section on **Environment, Culture & Heritage** highlights:

- A reduction in the percentage of people cycling.
- A reduction in the amount of secondary fires across Inverclyde.
- A reduction in the total amount of derelict land.
- 

5.8 Actions in respect of the section on Environment, Culture & Heritage are:

- The introduction of an Active Travel Strategy in Inverclyde which sets a vision of making active travel a realistic, convenient choice for making every day journeys in Inverclyde.
- The use of funding from the Smarter Choices, Smarter Places programmes that has resulted in the opening of the Bothy which provides cycling and walking activities to local residents and visitors.
- The Cultural Partnership will provide support to distinct arts and culture festivals in Inverclyde in addition to overseeing the delivery of the Stories Frae the Street as part of a successful Heritage Lottery Fund award to Inverclyde Council.

5.9 The document also includes a brief update in relation to Locality Planning in Inverclyde with a review of some of the work in the three priority localities.

## **6.0 ANNUAL REPORT CONSIDERATIONS**

6.1 Most of the work in 2018 can be described as 'planning'. The Partnership Action Groups have identified a need for an evidence base which has resulted in the completion of or commissioning of studies. It is anticipated that during 2019 the Partnership Action Group will begin to create improvement action plans.

6.2 Performance information data was updated following the introduction of the LOIP in 2017. Where possible these data sets have been updated. It is important to note that some data sets have not been updated whilst some data sets are not updated on an annual basis. Most of the data is taken from open sources therefore the Alliance may not be in complete control of data changes either positively or negatively. Partnership Action Groups may wish to consider if the performance information related to their priority theme can be improved.

6.3 Another data consideration is data taken on a wide population approach with no opportunity to easily examine the figures. An example of this is the statistic around the 6,600 workless households in Inverclyde. Whilst that figure will include a number of sub-sets it will require detailed analysis to better understand how to manage this figure. There has been a suggestion of a data group made up of analysts and researchers to look at some of these issues.

## **7.0 IMPLICATIONS**

7.1 Legal: None

7.2 Finance: None

7.3 Human Resources: None

7.4 Equality and Diversity: None

7.5 Repopulation: Delivery of the improvement actions will help to deliver better outcomes for the residents of Inverclyde, which in turn will help to make the area a more attractive place in which to live.

7.6 Inequalities: A number of improvement actions within the plan are aimed at tackling inequalities.

## **8.0 CONSULTATIONS**

8.1 Not applicable.

## **9.0 LIST OF BACKGROUND PAPERS**

9.1 Inverclyde Outcome Improvement Plan 2017/22.

**Inverclyde Alliance  
Inverclyde Local Outcome Improvement Plan  
Annual Report (2018)**



**Moving Forward Together**



Inverclyde Alliance



FIRE AND RESCUE SERVICE



Scottish Natural Heritage  
Dualchas Nàdair na h-Alba

nature.scot

## This document can be made available in other languages, large print, and audio format upon request.

### Arabic

هذه الوثيقة متاحة أيضا بلغات أخرى والأحرف الطباعية الكبيرة وبطريقة سمعية عند الطلب.

### Cantonese

本文件也可應要求，製作成其他語文或特大字體版本，也可製作成錄音帶。

### Gaelic

Tha an sgrìobhainn seo cuideachd ri fhaotainn ann an cànanan eile, clò nas motha agus air teip ma tha sibh ga iarraidh.

### Hindi

अनुरोध पर यह दस्तावेज़ अन्य भाषाओं में, बड़े अक्षरों की छपाई और सुनने वाले माध्यम पर भी उपलब्ध है

### Mandarin

本文件也可应要求，制作成其它语文或特大字体版本，也可制作成录音带。

### Polish


Dokument ten jest na życzenie udostępniany także w innych wersjach językowych, w dużym druku lub w formie audio.


### Punjabi

ਇਹ ਦਸਤਾਵੇਜ਼ ਹੋਰ ਭਾਸ਼ਾਵਾਂ ਵਿਚ, ਵੱਡੇ ਅੱਖਰਾਂ ਵਿਚ ਅਤੇ ਆਡੀਓ ਟੇਪ 'ਤੇ ਰਿਕਾਰਡ ਹੋਇਆ ਵੀ ਮੰਗ ਕੇ ਲਿਆ ਜਾ ਸਕਦਾ ਹੈ।

### Urdu

درخواست پر یہ دستاویز دیگر زبانوں میں، بڑے حروف کی چھپائی اور سننے والے ذرائع پر بھی میسر ہے۔

 Inclusive Education, Culture and Corporate Policy, Inverclyde Council, Municipal Buildings, Clyde Square, Greenock, PA15 1LY

 01475 712042

 [corporate.policy@inverclyde.gov.uk](mailto:corporate.policy@inverclyde.gov.uk)



# Contents

---

	<b>Page</b>
1. Foreword	2
2. Introduction	3
3. What did our Strategic Needs Assessment tell us	5
4. Governance	7
5. Priority Action- Population	9
6. Priority Action- Inequalities	12
7. Priority Action- Environment, Culture & Heritage	15
8. Locality Planning	18
9. Appendices	19
10. Performance Management	20

## • Foreword

---

### **Councillor Stephen McCabe, Leader of Inverclyde Council and Chair of Inverclyde Alliance**

As Chair of the Inverclyde Alliance, the Inverclyde Community Planning Partnership, I am delighted to introduce Inverclyde's Outcomes Improvement Plan Annual Report 2018. This Annual Plan sets out what the Inverclyde Alliance has achieved over the previous year.

My foreword in the Inverclyde Outcomes Improvement Plan 2017-2022 noted that as a Partnership, we recognise the challenges that lie ahead and to recognise a number of substantial strengths we can build upon and during the previous twelve months partners have been progressing a number of key actions and activities to ensure that all our children, citizens and communities are safe, healthy, achieving, nurtured, active, responsible and included through the delivery of our three strategic priorities contained within the plan.

Each strategic priority is introduced with a selection of key performance measures over the last year, but most importantly it details some of the actions that have been carried out. In respect of population I look forward to receiving a report in 2019 highlighting opportunities to help ensure that our population is stable and sustainable, but also recognising some of the work in 2018 especially around a significant investment in affordable house building with 109 units for social rent completed in 2018. Recognising inequalities that exist in Inverclyde there has been significant partnership work around mitigating child poverty in Inverclyde and supporting families with school holiday clubs ensuring children and their families could take part in a range of fun activities and also enjoying a lunch. With regards to the environment, culture and heritage 2018 saw the launch of an active travel strategy, the opening of 'The Bike Bothy' and supporting two distinct arts and cultural heritage festivals in 2018.

The Inverclyde Alliance also recognise that fundamental to the success of our plan is working with communities across Inverclyde as that communities themselves often have the answers to the problems experienced by those living in their area and during 2018 partners from across the Inverclyde Alliance have been engaging with communities with a number of engagements planned for 2019.

**Councillor Stephen McCabe  
Chair of Inverclyde Alliance Board  
Leader of Inverclyde Council**

# Introduction

---

The Inverclyde Outcomes Improvement Plan (OIP) 2017/22 sets out the outcomes that the community planning partners in Inverclyde, known as the Inverclyde Alliance, will seek to improve, which in turn should improve the wellbeing and quality of life of the residents of Inverclyde.

Inverclyde Alliance has identified three strategic priorities that reflects both the needs of our population and the aspirations of our communities, with the overall aim of reducing deprivation and inequalities. The three strategic priorities are:

## **Population**

Inverclyde's population will be stable and sustainable with an appropriate balance of socio - economic groups that is conducive to local economic prosperity and longer term population growth.

## **Inequalities**

There will be low levels of poverty and deprivation and the gap in income and health between the richest and poorest members of our communities will be reduced.

## **Environment, Culture and Heritage**

Inverclyde's environment, culture and heritage will be protected and enhanced to create a better place for all Inverclyde residents and an attractive place in which to live, work and visit.

This annual reports highlights progress since the introduction of the OIP in 2017 using key performance data, examples of activities to demonstrate how we are working together to improve the local outcomes.

We want to get it right for everyone in Inverclyde, but recognise that there are particular communities that require targeted attention. Those areas which are identified as being subject to multiple deprivation and experiencing the greatest inequalities will receive targeted interventions in regard to housing, health, community safety, environmental improvements and community capacity building etc. We have developed Locality Plans for three areas in Inverclyde which experience the greatest level of inequality and deprivation, using a wide variety of data including the Scottish Index of Multiple Deprivation, to identify those areas. In the plans we set out priorities to improve outcomes for communities that have been developed with communities. The annual report also provides an update of activity within the localities of:

- Port Glasgow
- Greenock East and Central
- Greenock South and South West

### **Inverclyde Alliance Board**

The Inverclyde Alliance Board is made up of the following members:

- |   |   |
|---|---|
| • Community Councils Forum                        | • Skills Development Scotland           |
| • NHS Greater Glasgow and Clyde                   | • The Scottish Fire and Rescue Service  |
| • Inverclyde Chamber of Commerce                  | • Scottish Enterprise                   |
| • Greenock and District Trades Council            | • Strathclyde Partnership for Transport |
| • Inverclyde Council                              | • Police Scotland                       |
| • West College Scotland                           | • CVS Inverclyde                        |
| • Job Centre Plus/Department of Work and Pensions | • The Scottish Government               |

In addition to the above, locally there are a number of other partner agencies who are involved in the delivery of the outcomes such as Riverside Inverclyde, River Clyde Homes and Inverclyde Leisure, among others.

### **Performance Information**

A range of performance indicators have been identified to allow the Inverclyde Alliance to measure progress in achieving our three outcomes. This annual report includes a selection of performance indicators to illustrate how we are doing. Data for 2017/18 is provided where available however sometimes there is no data update available or that data has yet to be published. Where 2017/18 data has yet to be published, the latest available data is provided.

# What did our Strategic Needs Analysis tell us?

---

## Population

---

- A declining population has implications for the future of services within Inverclyde. In particular, the projected decline in the numbers of young people and working age population, coupled with the substantial increase in the numbers of over 60s will place additional pressures on those services required by an ageing population.
- More local jobs will be the biggest determinant of future population growth and critical to attracting migrants and retaining young people currently living in Inverclyde.
- Partners need to ensure that appropriate support is available that meets the changing needs of our older people e.g. older adults are at increased risk of being socially isolated or lonely which in turn impacts on health and wellbeing.
- A poor perception of the area is the primary reason given by our young people who are considering leaving. Also, the majority of residents leaving Inverclyde move elsewhere in Scotland and Inverclyde has been less successful than other areas in Scotland in attracting in migrants, although the recent increase in the number of migrants moving to Inverclyde is encouraging.

## Economy

---

- Inverclyde's employment remains heavily reliant on the public sector. With public sector budgets reducing resulting in a shrinking workforce in this sector, this will put additional pressure on the local employment market.
- The reduction in the working age population of Inverclyde is a long term issue for the partnership.
- Planned and future training and upskilling opportunities must take cognisance of the predicted market changes to ensure that Inverclyde residents have the required skills to meet the needs of employers.
- The closing of the gap between Inverclyde and Scotland in relation to gross weekly pay is a positive outcome for Inverclyde residents.
- There has been a significant increase in the number of new enterprise births between 2010 and 2015, however Inverclyde's business base remains relatively narrow with a lower business survival rate than the Scottish average. Growing small businesses is one route to employment growth.
- Business density remains well below the Scotland average and there continues to be a challenge in growing private sector jobs.
- Tackling entrenched rates of dependency on Employment Support Allowance and Incapacity Benefit remain a challenge.
- The number of residents in Inverclyde with no qualifications is higher than the Scottish average and acts as a barrier to finding employment.
- Respondents from the Our Place Our Future survey have fairly low satisfaction levels with work and the local economy overall. Respondents cited the need for more well paid jobs and meaningful employment opportunities locally.

## Deprivation

---

- Income, employment and health deprivation, as measured by the SIMD16, remain a significant issue for a large number of people living in Inverclyde. Deprivation levels vary significantly across communities in Inverclyde with the most deprived area being Greenock Town Centre.
- Child poverty in Inverclyde has increased in recent years, with more than 1 in 4 children now estimated to be living in poverty.
- Fuel poverty is growing and those in our most deprived areas are spending a higher proportion of their income on fuel.
- The ongoing improvement in attainment for those young people living in the most deprived 20% is encouraging.

## Health

---

- There is a welcome improvement in life expectancy for both males and females in Inverclyde, although longer life expectancy does not always translate to healthy life expectancy with people living longer but living with disability or chronic illness. For example, there is a difference of nearly 17 years for women in Inverclyde between healthy life expectancy and life expectancy. Stark health inequalities continue to exist in life expectancy and other health outcomes across communities in Inverclyde.
- Obesity is a growing issue both nationally and locally. Children in Inverclyde are at a higher risk of weight problems compared to the national average and this has potentially serious implications for their health later in life.
- Alcohol and drug misuse continues to be higher than the national levels and targeted approaches through the work of the Alcohol and Drug Partnership will continue to be important.
- It is anticipated that as the population ages, growing numbers of Inverclyde residents will be at risk of developing dementia.
- Based on current trends, an ageing population will result in a continued increase in the number of hospital admissions as well as increased demand for home care services.
- Feelings of influence and a sense of control are not particularly high in any Inverclyde locality. Residents of Port Glasgow in particular, have notably lower levels of satisfaction. As mentioned previously, asset based approaches will help to ensure that people living in poverty and deprivation have their voices heard.

## The Environment

---

- Satisfaction levels with natural / open space are high overall however there is less usage of natural space in our most deprived communities who have a lower frequency of visits but who stand to benefit the most.
- Levels of cultural engagement in Inverclyde have remained relatively unchanged between 2012-2015 and are marginally lower than the Scottish average.
- Despite a fall in recorded crime, a significant proportion of the population have the perception that crime has increased.
- Fire call outs in Inverclyde are the highest in Scotland and deliberate fire raising is a particular issue locally

# Governance

---

The governance structure for the delivery of this OIP is set out in the diagram below:



## Role of Inverclyde Alliance Board in relation to the Outcomes Improvement Plan

The role of Inverclyde Alliance Board in relation to the OIP is to lead the development and delivery of the strategic outcomes highlighted in the Outcomes Improvement Plan and to embed these into partners planning and business processes. The Alliance Board has a scrutiny role in the performance management of the OIP, with quarterly reports submitted to Board meetings.

## OIP Programme Board

The main function of the Programme Board is to oversee the delivery of the outcomes and ensure effective co-ordination of programmes/projects and key information, as well as looking at the cross cutting issues arising across the Partnership Action Groups.

In addition to the Lead Officers (see below) of the Partnership Action Groups, the Programme Board also has representation from other organisations not represented by the lead officers – representation can be co-opted from organisations as the need arises.

The Programme Board where possible refer issues on to existing mechanisms for delivery e.g. Community Safety Partnership, Alcohol and Drug Partnership, or to set up short life 'task and finish' working groups on particular issues. They are also able to draw in other organisations/ partnerships or initiatives as the need arises e.g. in regard to tourism, culture etc.

## Partnership Action Group Lead Officers

The Lead Officers facilitate and co-ordinate the development of Partnership Action Plans, with actions identified which each partner can take away and embed within their business plans as well as pieces of joint work.

Each lead officer is also responsible for liaising with their organisation to inform and assist in the delivery of the OIP. Given the cross cutting nature of the outcomes this will promote joint working across the outcomes, particularly where there are impacts across more than one outcome from one action.

## Partnership Action Groups

The Partnership Action Groups (PAGs) have representation from across the various organisations involved in Community Planning in Inverclyde. People can be co-opted onto groups for particular issues, keeping membership tight and relevant to those involved. The whole process needs to be as dynamic as possible, focussing on actions and delivery and allows for changes and amendments to membership.

Partnership Action Groups, in the first instance are tasked with:

- ensuring that partners review the actions set out in their business plans and identify which contribute to each of the local outcomes/priorities
- developing partnership action plans setting out actions which will be delivered on a partnership basis to fill any gaps in service delivery, or which will better co-ordinate existing work taking place in regard to their local outcome/priority, reviewed on an annual basis
- identifying opportunities for projects which could take place across more than one priority area
- managing and co-ordinating delivery
- monitoring and reporting on performance to Programme Board and Scottish Government via Annual Performance Report.

Each Partnership Action Group has a Terms of Reference which sets out the purpose, structure, responsibilities and shared aim of the group.

Community Engagement informs the whole process and feedback from representatives of the communities of Inverclyde, and voluntary organisations delivering services in the area, is fed into the Programme Board and partnership action groups to be taken account of in the development and delivery of plans. The Community Engagement Network co-ordinates community engagement across Inverclyde and feeds this into the Alliance and Programme Boards.

The Alliance Board has ultimate responsibility for driving forward the renewal of Inverclyde through this OIP. Partners will be encouraged to reflect the area's strategic outcomes and priorities in their respective business/service planning processes. This will enable partners either working together or alone to structure their services and change programmes around a limited number of strategic outcomes.

## Resources

All partners of Inverclyde Alliance will contribute resources to the delivery of the Outcomes Improvement Plan. This will include human resources, knowledge and expertise, time and any other assets as appropriate.

The Inverclyde Outcomes Improvement Plan is a high level strategic document and that makes it difficult to specify the financial resources that will be required to deliver the plan. This level of detail will be contained within Locality Plans that will set out the targeted action that will be delivered in the localities of Port Glasgow, Greenock East and Central and Greenock South and South West.

Inverclyde Alliance has an Improvement Plan that sets out a number of improvement actions that have been identified through ongoing, robust self-evaluation. Joint resourcing and planning is an area that has been identified in the Improvement Plan and the Alliance are working on developing a process to identify how partners are shifting planning and resources to early intervention and measuring success on reducing demand, costs and released savings. Resources will be linked to the delivery plans that will sit underneath the Outcome Improvement Plan and the three locality plans and this will provide evidence of how joint resourcing and planning is delivering outcomes.



# Priority Action 1: Population

## Priority Action 1: Population

Inverclyde's population will be stable and sustainable with an appropriate balance of socio - economic groups that is conducive to local economic prosperity and longer term population growth.

### How are we doing?

#### Total Population of Inverclyde

**78,760**

This is a decrease of 0.5% from the previous year (2016)

#### Civilian-in-Migration

**1518**

A small reduction of in-migration compared to 1530 in the previous year (2016/17). The first time since 2013/14 that in- migration exceeds out-migration

#### Civilian-Out-Migration

**1508**

A reduction in out migration compared to 1586 in the previous year (2016/17)

#### Satisfaction with Inverclyde as a place to live

**74%**

A decrease of 1% from the previous Citizens' Panel Survey in 2016.

#### Satisfaction with neighbourhoods as a place to live

**86%**

An increase of 5% from the previous Citizens' Panel Survey in 2016.

#### Average gross weekly wage

**£549.60**

This is an increase on the previous year and above the Scottish average of £547.40.

#### Total Cruise Ship arrival and passengers

**61 ships and  
126,232 passengers**

An increase in both from the previous year.

#### Percentage of Business Gateway start-ups per 10,000 population

**12.8**

Below the Scottish average of 16.6 and a reduction from the previous year rate of 19.2 (2016/17)

## What approaches are we deploying?

In 2018 The **Population Partnership** commissioned a study that supports the development of a repopulation strategy for Inverclyde. This study highlights a wide range of indicators such as population, economic activity, skills profile and other local information and assesses the cause and scale of the demographic challenge, recent economic trends, the area's assets and its connectivity. By Spring 2019 a final report will be published which will help the Population Partnership focus on creating a forum to promote Inverclyde as a key to repopulation, to create and build relationships with housebuilders with a focus on private housing, and understanding how people connect across and out with Inverclyde in terms of transport.

The Population Partnership has identified opportunities for population through the Eastern Gateway Strategic Regeneration Forum, which will guide the regeneration of the key Glasgow Road corridor sites of Clune Park and Kelburn, together with the adjacent Woodhall site.

As part of the Glasgow City Region City Deal Inverclyde Council is investing in three projects;

### Ocean Terminal

An augmented Outline Business Case for Ocean Terminal was approved by the Glasgow City Deal Cabinet. This augmented Outline Business Case confirms the preferred solution for the Ocean Terminal building which includes an art gallery dedicated to George Wyllie and a restaurant. These elements of the building have been made possible through a donation from the Dunard Fund. In parallel with the augmented Outline Business Case, a final business case was approved for the implementation of the floating pontoon. All consents are now in place for the pontoon and Peel have awarded the construction contract. Peel are making provision for temporary passenger accommodation during the transition phase between the opening of the new pontoon and completion of the terminal.

### Former Power Station, Inverkip

Following extensive negotiations around the preferred junction improvements on the A78 between Scottish Government, Scottish Power (as owners of the site) and the Council, agreement has been reached and Scottish Power is now progressing detailed designs. These designs will be taken through contract preparation and tender following which a Final Business Case will be submitted by the Council to the City Deal Project Management Office.

### Inchgreen Dry Dock

Following engagement with Peel Ports and three other parties in respect of development at Inchgreen, a strategic business case was submitted and approved earlier this year. The proposals on site involve construction of vessels, marine engineering, fish processing and a fisheries training facility. Over 300 jobs are anticipated through these operations. Subject to negotiations with the interested parties, an Outline Business Case will be submitted later this year which will facilitate land accumulation and progression to Final Business Case.

Inverclyde is currently benefitting from significant investment in new affordable housing which will address the housing priorities in our area. During 2018 three sites offering 109 new units for social rent were completed in Bay Street (Port Glasgow) and Garvald Street (Greenock) and the former St. Gabriel School site (Greenock). Preparatory works have begun in several other projects to enable them to either start in 18/19 or shortly thereafter.

## What will be different for communities in 10 years?

Although this Plan covers the period 2017/22, the Partnership appreciates that due to the complexity of tackling these issues, improvements in outcomes for residents will not be fully evident until the longer term. The outcomes that we expect to have achieved in 10 years include:

- Inverclyde will be a more attractive place to live and work with excellent education provision, leisure facilities, transport links, good quality housing and employment opportunities.
- A greater variety of opportunities that meet the needs and aspirations of our young people will be available so that they are encouraged to stay in the area after leaving school.
- Inverclyde's local economy will have grown and be characterised by a diverse business base as a result of an increase in the number of local entrepreneurs and inward investment.
- Communities in Inverclyde will have an enhanced sense of pride, identity and influence, resulting in improved quality of life and satisfaction with living in the area.
- Inverclyde will have a stable population with a good balance of socio-economic groups.

### **Commentary**

Performance Indicators have identified that in 2017-18 there was a greater number of people coming into Inverclyde than leaving though overall the population did reduce. During 2018 the Population Partnership identified a need for a strategic approach to population in Inverclyde and have commissioned a study to identify opportunities to encourage people coming into Inverclyde as well as encouraging our young people to stay in Inverclyde after leaving school. Although in the inequalities section, transport is a key issue in Inverclyde and the Population Partnership are keen to look at how people in Inverclyde connect to other communities either for work or leisure purpose within and outwith Inverclyde.

Through the Inverclyde Citizens' Panel satisfaction with Inverclyde and neighbourhoods remains high amongst respondents and there is an opportunity to maintain this satisfaction through locality planning. It is anticipated that as engagement continues there are opportunities to work with communities in better understanding their needs and issues.

## Priority Action 2: Inequalities

### Priority 2: Inequalities

There will be low levels of poverty and deprivation and the gap between the richest and poorest members of our communities will be reduced.

#### How are we doing?

**Percentage of the population with no qualification**

**12.2%**

A reduction from the previous years figures in 2016 and the lowest ever percentage since recording began in 2004

**Number of Children provided with a free meal during school holidays**

**1518**

Free meals provided during spring/summer/autumn 2018 holidays. An increase from 2016 and 2017

**Increase in Life Expectancy Rates for males and an increase in Life Expectancy for females in least deprived areas**

Male Least Deprived/Most Deprived and Female Least deprived all increase from previous results in 2011/15, reduction from 77 years to 76.8 years for Female most deprived

**Education Stat Awaiting**

**Percentage of young people 16-24 who are unemployed**

**5.7%**

This is an increase from 4.3% in the previous year.

**Percentage of households estimated to be in fuel poverty**

**38%**

A year on year reduction from the previous two periods (2012/14 & 2013/15) but above the Scottish average of 31%.

## What approaches are we deploying?

In October 2018 an 'Inverclyde Every Child, Every Chance' poverty event was held attracting 103 delegates from Inverclyde Council, Inverclyde HSCP and third sector organisations. There was a focus on good practice work existing in Inverclyde with themes around corporate parenting, child refugee resettlement, health visiting (Universal pathway), holiday hunger, supporting families, the Attainment Challenge and Kinship. An afternoon session focused on the legal requirements for Local Authorities and NHS Health Boards to produce a Local Child Poverty Action Report which requires to be submitted to the Scottish Government in June 2019.

The **Inverclyde Child Poverty Action Group** established in 2018 seeks to be a champion of child poverty and will oversee the actions, development and implementation of the Inverclyde as well as to oversee funding to mitigate child poverty in Inverclyde. The Group have identified a number of pledges in order to mitigate child poverty in Inverclyde. Such pledges include an uptake in those who may be eligible for free school meals/schools clothing grants. Education Services currently provide application forms directly to families who have previously received School Clothing Grants/Free School Meals. The application forms are also sent to schools to encourage families who may be eligible to complete and return the application forms. There is also a full communication exercise using social and local media to encourage an increase in the take up of the benefits. Inverclyde uses the same form for applications for free school meals and clothing grants. There is also ongoing work to explore methods of using information already held by Council for Council Tax Reduction purposes to automate payments to ensure families received the benefits without the need to complete additional application forms. The application process may be a barrier to some eligible families so removing the responsibility to complete and submit a form with supporting evidence would increase the number of families receiving payments. It is acknowledged that not all scenarios will fit an automated process so the manual application will remain for those who require this.

In September 2018 the Inverclyde Council Education & Communities Committee supported a commitment to roll out the provision of free sanitary products across its Primary and Secondary Schools and to provide evening, weekend and holiday provision in Libraries, Youth Zones and Community Centre's throughout Inverclyde. Following additional funding this has now been extended to increase the number and range of places where sanitary products are available for those who need them.

Families within Inverclyde are benefiting from school holiday clubs which offer family play and fun with a light lunch. During the Spring, Summer and October holidays families were able to enjoy a range of activities including reading, arts and crafts and outdoor games and family cooking. Children were also encouraged to take part in the Inverclyde libraries Summer reading challenge. In addition, and for the first time, the Scottish Attainment Challenge also provided lunch for the 'Stay and Play' project that is offered from Play4all in Craigmarloch School.

The Scottish Attainment Challenge focuses on improvement activity in literacy, numeracy and health and wellbeing to support and complement the broader range of initiatives and programmes to ensure that all of Scotland's children and young people reach their full potential. In Inverclyde 28 schools are supported by this funding and a report in 2018 highlighted some of the achievements across Inverclyde. There have been improvements across the authority in the quality of learning and teaching, matched by improvements in the progress of learners, especially at P1 - P3, particularly in relation to literacy and numeracy. There are noticeable improvements in numeracy at S3. Across the broad general education and into the senior phase there is clear evidence that Inverclyde is making progress in narrowing the poverty related attainment gap.

The **Inverclyde Regeneration and Employability Partnership** is the lead partnership in Inverclyde for the coordination of regeneration and employability actions. In June 2018 the group met and identified through national statistics approximately 6,600 workless households in Inverclyde. The partnership has prioritised a need to engage with the workless households to ascertain what their aspirations are, what support they require and the barriers to employment.

In October 2018 a report from the Joseph Rowntree Foundation highlighted that transport can be a major barrier to finding work and looked at six areas across the United Kingdom including Port Glasgow. The report contains in-depth studies of travel times to jobs in the wider area as well as quotes from interviewees from Port Glasgow. During 2019 the Inverclyde Regeneration and Employability Partnership will look at tackling transport-related barriers to employment in low-income neighbourhoods as part of their action plan.

### **What will be different for communities in 10 years?**

Although this Plan covers the period 2017/22, the Partnership appreciates that due to the complexity of tackling these issues, improvements in outcomes for residents will not be fully evident until the longer term. The outcomes that we expect to have achieved in 10 years include:

- There will be an increase in employment rates with more well-paid, permanent jobs available.
- There will be a reduction in the number of Inverclyde residents experiencing problems with debt.
- The number of Inverclyde residents living in fuel poverty will be reduced.
- There will be a reduction in the number of children living in poverty.
- There will be a reduction in the attainment gap with an increase in the attainment of pupils living in the 20% most deprived areas in Inverclyde.
- The life expectancy of males and females living in the 20% most deprived areas in Inverclyde will increase.
- A reduction in social isolation and loneliness amongst older people will result in improved physical and mental health.

#### **Commentary**

There has been a significant focus in 2018 to mitigate child poverty in Inverclyde. The Child Poverty Action Group have identified a number of actions around issues such as holiday hunger, an increase in the uptake of School Clothing Grants/Free Schools meals and in 2019 will have supported the work of a Local Child Poverty Action Report which is to be submitted to the Scottish Government. Through the work of the Scottish Attainment Challenge there has been a significant drive to help reduce the attainment gap with improvements across the authority noted. The work of the Inverclyde Regeneration and Employability Partnership seeks to reduce the number of workless households across Inverclyde and have identified several key groups who make up these households. During 2019 there will be a focus on identifying opportunities to engage with key groups. Finally the performance measure around life expectancy highlights an increase in those in the least deprived areas as well as those males in the most deprived, whilst there has been a small reduction in the female least deprived life expectancy. Due to the recording nature of this performance measure there is no indication of the exact reasons in these changes.

# Priority Action 3: Environment, Culture and Heritage

## Priority 3: Environment, Culture and Heritage

Inverclyde's environment, culture and heritage will be protected and enhanced to create a better place for all Inverclyde residents and an attractive place in which to live, work and visit.

### How are we doing?

Percentage of people cycling

**24.2%**

This is a reduction from 25.9% in the previous years data in February 2017

Deliberate Secondary Fires

**340**

A reduction from 557 in the previous year (2016/17)

Total Amount of Derelict Land

**155.27ha**

A reduction from 155.96ha from the previous years data in 2016/17

Cultural Engagements

**87%**

Cultural engagements by adults in the previous year. This is down from 91% in the 2016/17 year.

Percentage of adults within 5 minute walking distance to nearest useable greenspace.

**58%**

A reduction from 68% from the previous years data in 2016.

## What approaches are we deploying?

In 2018 the Environment Partnership created a delivery plan under three broad drivers; connectivity, healthier lifestyles and land use and management. In respect of connectivity, it is currently difficult for Inverclyde residents to engage in active travel with gaps in provision and poor infrastructure. Regarding healthier lifestyles, the majority of residents living and working in Inverclyde are not physically active enough to benefit their health. Finally around land use and management, Inverclyde has a high percentage of derelict land and we want to improve the built environment so that all communities can enjoy both a quality local environment and a healthy and active lifestyle.

In 2018 Inverclyde Council approved an 'Active Travel in Inverclyde' Strategy which sets a vision of making active travel a realistic, convenient choice for making every day journeys in Inverclyde and identifies four objectives; (1) increase the number of walking trips for commuting/leisure purposes, (2) promote the benefits and opportunities for active travel, (3) deliver a better quality walking and cycling environment, and (4) lead and promote partnership working. The report noted potential improvement actions around developing existing active travel corridors in Inverclyde.

Linked to the Active Travel Strategy is the Smarter Choices, Smarter Places programme that supports behaviour change initiatives focused on promoting active travel for short local journeys in towns, cities and villages. The grant award in 2018/19 of £87,690 was used for a number of actions including the extension of activities including The Bike Bothy. The bothy opened in Gourock Train Station on the 5 May 2018, and a part time project worker started in June. The Bothy is the first of its kind in Scotland, bringing expertise and knowledge of local walking and cycling community organisations together to create one cohesive project, with the aim of encouraging more people to walk and cycle for more of their everyday journeys. The Bothy will provide cycling and walking advice to local residents and visitors and enable an ongoing programme of activities, including led bike rides and walks, adult cycle confidence sessions for beginners, local history walks, bike maintenance sessions, journey planning sessions, skill swapping evenings, inspirational talks and volunteer training.

In 2018 the Environment Partnership identified opportunities for community food growing across Inverclyde through The Inverclyde Local Development Plan which has identified areas of land that communities may wish to use for community food growing. In May 2020 Inverclyde Council will produce its first Community Food Growing Strategy required under the Community Empowerment (Scotland) Act 2015 and will use 2019 to work with community groups and environmental groups to draft this plan.

Launched in November 2017 the Inverclyde Arts and Creativity Strategy is about the promotion, preservation, and development of creativity in Inverclyde. In order to support the delivery of the strategy the Inverclyde Cultural Partnership was established in 2018 and brought together representatives from a wide range of partners. In October 2018 a 3 year delivery plan was approved by the Inverclyde Alliance which will be further developed in 2019.

The Cultural Partnership supported two distinct arts and cultural heritage festivals in 2018, the First World War Commemorations and the Galoshans Festival. In 2019 the Partnership will also support activity around the bicentennial celebrations of the birth of James Watt and will plan activities for the year of Scotland's Coast and Waters in 2020.

In 2018 Inverclyde Council were awarded £200K by Heritage Lottery Fund (HLF) to deliver *Stories Frae the Street* as part of their Great Place Scheme, with Inverclyde being only a handful of successful applicants. Although led by Inverclyde Council the application for the fund and the development of the programme will be supported by the Inverclyde Cultural Partnership. The work will be undertaken or overseen by a Heritage Outreach Worker and also supported by two Young Heritage Apprentices to work with Inverclyde Council's Museum Team to develop curation, exhibition and engagement skills.

## What will be different for communities in 10 years?



Although this Plan covers the period 2017/22, the Partnership appreciates that due to the complexity of tackling these issues, improvements in outcomes for residents will not be fully evident until the longer term. The outcomes that we expect to have achieved in 10 years include:

- Public transport will be more accessible and it will be easier to get around Inverclyde.
- The amount of derelict land will be reduced and the land used for alternative uses that will benefit local communities.
- Adults and children living in Inverclyde will be more physically active.
- All Inverclyde residents will have pride in Inverclyde and a sense of identity and belonging to the area.
- There will be increased attendance at cultural events and places of culture.
- Those living in our most deprived communities will enjoy greater access to green space.
- The local Green Network will be improved, offering better opportunities for communities and creating enhanced habitat connections.

### **Commentary**

The work of the Environment Partnership has identified a number of actions during 2018. The creation of the Active Travel Strategy allows the Partnership to consider how active travel happens across Inverclyde and the opportunity to improve how residents connect across Inverclyde. In regards to community food growth there is a requirement by 2020 for Inverclyde Council to produce a food growing strategy but already there are a number of community groups in Inverclyde promoting community food growth and the Council have identified areas where community food growth could happen. The performance indicator around vacant and derelict land indicates a small reduction in Inverclyde and with ongoing housebuilding and promoting community food growth there is the opportunity to reduce the amount of derelict land across Inverclyde. The creation of an Inverclyde Arts and Creativity Strategy has allowed the Inverclyde Cultural Partnership to create a 3 year delivery plan to promote arts and cultural heritage events across Inverclyde. The celebration around the bicentennial celebrations of James Watt and the proposed activities around the year of Scotland's Coast and Waters should impact positively on attendance at cultural events and places of culture in Inverclyde. Finally, the performance indicator around secondary fire raising has shown a significant reduction to the previous year. During 2018 the Community Safety Partnership produced a large scale youth gatherings plan which focused attention in areas across Inverclyde, analysis highlighted a reduction in the number of reported activity in areas as well as a reduction in secondary fires.

# Locality Planning

---

Inverclyde Community Planning Partnership is required by the Community Empowerment (Scotland) Act 2015 to produce Locality Plans for the areas of Inverclyde experiencing the greatest inequalities. Inverclyde has committed to developing these plan with communities, co-producing them using asset based community development. Work with communities has been going on via Aspiring Communities funded activity and is being used to inform the Locality Plans for Port Glasgow, Greenock East and Central and Greenock South and South West. This is in addition to the large scale community engagement programme 'Our Place, Our Future' which informed the Inverclyde Outcome Improvement Plan, and the responses from that have been broken down into the localities. Below is a list of place based activity during 2018:

## **Port Glasgow**

Residents from Port Glasgow in recovery or living with Dementia wanted to have a resource within their area. Working with Your Voice a recovery café movement was developed in Port Glasgow and supported by members of the Recovery Café based in Greenock. Support from the Salvation Army and Faith & Through Care has allowed the opening of a recovery café available for people living in Port Glasgow. Similarly, people living with dementia in Port Glasgow did not feel supported in their local community. Working in partnership with people and organisations across Port Glasgow it is hoped that more people and businesses in the area will be dementia friendly and people living in Port Glasgow will develop a dementia friendly model for Port Glasgow.

## **Greenock East & Central**

Your Voice working in partnership with CVS Inverclyde organised and facilitated a series of Engagement events/ Groups and Outreach sessions with Greenock East and Central from December 2017 until March 2018. A range of methods were utilised with the aim to promote, engage and raise awareness of the Aspiring Communities project with the general public and with potential stakeholders and partners of the project. In all, 757 individuals through 65 groups and outreach events took place and involved 78 stakeholder organisations/businesses were involved in the event.

The final report concluded '...it is apparent there are many activities, projects, and groups currently taking place with Greenock East and Central that people can participate in and/or access. This includes a range of social, activity based, condition specific peer support groups that have their meetings within this locale...other activities that people identified which relate to a person's quality of life and wellbeing and focus on opportunities to make social connections were varied.

## **Greenock South & South West**

Activ8ourplace is a project funded by the Aspiring Communities Fund for the European Social Fund and the Scottish Government. The project focuses on community engagement and activity in the South and South West of Greenock comprising 8 neighbourhoods. The overall aim of the project is to encourage and support people to identify what would make a real difference in their communities and ways in which they can play an active part in making this happening.

In October 2018 Activ8ourplace started an engagement exercise called #Mad#Sad#Glad and asks the neighbourhoods making up the Greenock South and South West to consider all the things in their neighbourhood that makes them either mad, sad or glad.

In December 2018 Branchton Community Centre hosted a 'What do we know' conversation as a follow on from the 'Our Place Our Future' engagement in 2017. The conversation allowed community members, community based organisations and representative organisations to discuss solutions to the issues raised in the 'Our Place Our Future' engagement. Further conversations in the locality are planned during 2019.

'Our Community, Our Future' is a Participatory Budgeting fund managed by Oak Tree Housing Association and CVS Inverclyde and supported by a £35,000 fund from the Scottish Government. The fund is for individuals, groups, businesses and schools within the areas of Branchton, Bow Farm, Fancy Farm, Grieve Road and Pennyfern to come up with ideas they'd like to see in their community and voting to chose which ideas come to life. The successful ideas will be agreed in March 2019

# Appendix 1: Inverclyde Outcomes Improvement Plan

---

You can view the Inverclyde Outcomes Improvement Plan here:

<https://www.inverclyde.gov.uk/assets/attach/8178/LOIP%20FINAL%20VERSION.pdf>

or alternatively, telephone (01475) 712042 to obtain a copy.

## Appendix 2: Inverclyde Strategic Needs Analysis

You can view the Inverclyde Strategic Needs Analysis here:

<https://www.inverclyde.gov.uk/assets/attach/8270/Inverclyde%20Strategic%20Needs%20Assessment%20FINAL%202017.pdf>

or alternatively, telephone (01475) 712042 to obtain a copy.

## Appendix 2: Our Place Our Future Summary Information

You can view the summary information from the Inverclyde Our Place Our Future Survey here:

<https://www.inverclyde.gov.uk/assets/attach/8177/Our%20Place%20Our%20Future%20Initial%20Summary%20Information.pdf>

or alternatively, telephone (01475) 712042 to obtain a copy.

All documents can be found together here:

<https://www.inverclyde.gov.uk/council-and-government/community-planning-partnership/inverclyde-outcome-improvement-plan>

## Contact Us:

If you would like further information on any aspect of the Inverclyde Alliance Outcomes Improvement Plan, please e-mail: [corporate.policy@inverclyde.gov.uk](mailto:corporate.policy@inverclyde.gov.uk) or telephone (01475) 712042.

## Performance Measures- Population

Issue	Indicator / Source	2014/15	2015/16	2016/17	2017/18
Population Growth	<b>Total Population of Inverclyde</b> Annual/Mid-year population estimates <a href="https://www.nrscotland.gov.uk/statistics-and-data/statistics/statistics-by-theme/population/population-estimates/mid-year-population-estimates">https://www.nrscotland.gov.uk/statistics-and-data/statistics/statistics-by-theme/population/population-estimates/mid-year-population-estimates</a>	79,890	79,500	79,160	78,760
	<b>Satisfaction with Inverclyde as a place to live.</b> Biennial/Questionnaire/Citizens' Panel	72% (2011)	72% (2014)	75% (2016)	74% (2018)
	<b>Satisfaction with neighbourhoods as a place to live</b> (links to national indicator 28) Biennial/Questionnaire/Citizens' Panel	84% (2011)	85% (2014)	81% (2016)	86% (2018)
	<b>Civilian in-migration</b> Annual/ Components of migration by administrative area: <a href="https://www.nrscotland.gov.uk/statistics-and-data/statistics/statistics-by-theme/population/population-estimates/mid-year-population-estimates/mid-2016/list-of-tables">https://www.nrscotland.gov.uk/statistics-and-data/statistics/statistics-by-theme/population/population-estimates/mid-year-population-estimates/mid-2016/list-of-tables</a>	1,376	1,456	1,530	1518
	<b>Civilian out-migration</b> Annual/ Components of migration by administrative area: <a href="https://www.nrscotland.gov.uk/statistics-and-data/statistics/statistics-by-theme/population/population-estimates/mid-year-population-estimates/mid-2016/list-of-tables">https://www.nrscotland.gov.uk/statistics-and-data/statistics/statistics-by-theme/population/population-estimates/mid-year-population-estimates/mid-2016/list-of-tables</a>	1,646	1,592	1,586	1508
	<b>% of population that are working age (age 16-64)</b> Annual/Mid-year population estimates	62%	62%	62%	63%

Issue	Indicator / Source	2014/15	2015/16	2016/17	2017/18
<b>Economic Growth</b>	<b>Improve average gross weekly wages (employees living in Inverclyde) to match or exceed Scottish average</b> Annual/excel spreadsheet/ <a href="http://www.nomisweb.co.uk/reports/">http://www.nomisweb.co.uk/reports/</a>  Source: ONS annual survey of hours and earnings – resident analysis <b>Inverclyde Scotland</b>	<b>2014</b> £506.80 £518.60	<b>2015</b> £519.20 £527.00	<b>2016</b> £535.00 £536.00	<b>2017</b> £549.60 £547.40
	<b>Improve the overall employment rate in Inverclyde</b> Annual/ Economically active people in employment figure, expressed as a percentage of the working age population (figures shown are from April of the named year)  Source: NOMIS Labour Market Profile, Inverclyde <a href="https://www.nomisweb.co.uk/reports/lmp/la/1946157422/report.aspx#tabeina">https://www.nomisweb.co.uk/reports/lmp/la/1946157422/report.aspx#tabeina</a>	69.4%	68.2%	71.5%	70.4%
	<b>Reduce the percentage of young people 16 to 24 who are unemployed</b> ONS Claimant Count by age. % is number of claimants as a proportion of resident population of the same age (figures shown are from April of the named year) <a href="https://www.nomisweb.co.uk/reports/lmp/la/1946157422/report.aspx#tabeina">https://www.nomisweb.co.uk/reports/lmp/la/1946157422/report.aspx#tabeina</a>	<b>2015</b> 3.2%	<b>2016</b> 3.1%	<b>2017</b> 4.3%	<b>2018</b> 5.7%
	<b>Reduce the percentage of people in receipt of main out of work DWP benefits.</b> Department for Work and Pensions benefit claimants – working age Percentage = proportion of resident population of area aged 16 – 64 <a href="https://www.nomisweb.co.uk/reports/lmp/la/1946157422/report.aspx#tabeina">https://www.nomisweb.co.uk/reports/lmp/la/1946157422/report.aspx#tabeina</a>	<b>2014</b> 16.3%	<b>2015</b> 15.6%	<b>2016</b> 14.7%	Discontinued
	<b>Reduce the percentage of working age people with no qualifications</b> Source: ONS Annual Population Survey % are for those aged 16-64 <a href="https://www.nomisweb.co.uk/reports/lmp/la/2038432138/report.aspx">https://www.nomisweb.co.uk/reports/lmp/la/2038432138/report.aspx</a>	<b>2014</b> 12.7%	<b>2015</b> 13.5%	<b>2016</b> 14.2%	<b>2017</b> 12.2%
	<b>Increase the number of business gateway start-ups per 10,000 population (LGBF)</b>  <b>Inverclyde Scotland</b>	<b>2013/14</b> 20.8 19.0	<b>2014/15</b> 18.9 18.9	<b>2015/16</b> 19.2 16.9	<b>2016/17</b> 12.8 16.6
	<b>Increase the % survival rate of newly born enterprises after 1 year</b>	<b>2012</b> 92.1%	<b>2013</b> 93.3%	<b>2014</b> 93%	
<b>Tourism</b>	<b>Increase the number of cruise ships and passengers visiting Greenock Ocean Terminal.</b>	<b>2015</b> Ships: 56	<b>2016</b> Ships: 59	<b>2017</b> Ships: 58	<b>2018</b> Ships: 61


	Source: Peel Ports Clydeport	Passengers: 108,866	Passengers: 101,550	Passengers: 103,789	Passengers: 126,232
<b>Our Place Our Future Survey</b>	<b>Increase the average score of residents who feel satisfied with housing and the community in Inverclyde</b>	-	-	<b>2017</b> 4.3	
	<b>Increase the average score of residents who feel satisfied with social interaction in Inverclyde</b>	-	-	<b>2017</b> 4.5	
	<b>Increase the average score of residents who feel satisfied that they have a positive identity and belong in Inverclyde</b>	-	-	<b>2017</b> 4.6	

# Performance Measures- Inequalities

Issue	Indicator/Source	2014/15	2015/16	2016/17	2017/18
Children and Young People	Reduce the percentage of children that are living in poverty <a href="http://www.endchildpoverty.org.uk/">http://www.endchildpoverty.org.uk/</a>	2011 24%	2013 25.6%	2015 27.9%	No update
	Close the educational attainment gap: Average total tariff scores for pupils from SIMD areas compared to the overall average total tariff scores  <ul style="list-style-type: none"> <li>• SIMD Quintile 1</li> <li>• SIMD Quintile 2</li> <li>• SIMD Quintile 3</li> <li>• SIMD Quintile 4</li> <li>• SIMD Quintile 5</li> <li>• Overall average total tariff</li> </ul> <a href="#">Local Government Benchmarking Framework</a>	2013/14  557 677 903 1,105 1,211 770.8	2014/15  624 813 920 1,080 1,232 844	2015/16  682 839 923 1,140 1,348 889	2016/17  675 925 1,106 1,215 1,231 924
	Reduce the attainment gap between the highest and lowest achieving 20% as measured by tariff scores  <div style="text-align: right;">                     Lowest 20% Highest 20%                 </div>	2014 216 1,679	2015 219 1,787	2016 223 1,798	
	Increase the percentage of our Looked After Children who achieved SVQ level 3 or better in English and Maths by the end of S4	76.9%	79.1%		
	Increase the percentage of Looked After Children who achieved at least one qualification at SVQ level 3 or better in current diet for examinations	91%	93%		
	Reduce exclusion rates per 1,000 school pupils for:  I. All Children  II. Children who are Looked After and Accommodated  Source: Education Services	Primary 2.4  Secondary 39.1  Primary 60.6 Secondary	Primary 1.3  Secondary 19.1  Primary 34.9		

Issue	Indicator/Source	2014/15	2015/16	2016/17	2017/18
		232.3	Secondary 247.2		
	<b>Destinations for young people: Annual Participation Measure for 16-19 year olds</b>  Inverclyde Council/Skills Development Scotland	available from 2016	<b>2016</b>  91.2%	<b>2017</b>  91.9%	<b>2018</b>  91.6%
	<b>Increase the % participation rate of young people from SIMD 1 and 2</b>				
	<b>Increase provision of meals provided during school holidays to children who are entitled to free school meals</b>  <b>Total Venues</b> <b>Total Families</b> <b>Total Children</b>  Inverclyde Council. Statistics provided are for venue, total families and total children. Statistics are cumulative for Spring/Summer/Autumn per year		2016  3 383 709	2017  10 575 1003	2018  10 901 1585
	<b>Reduce the percentage of young people 16 to 24 who are unemployed</b> ONS Claimant Count by age. % is number of claimants as a proportion of resident population of the same age (figures shown are from April of the named year) <a href="https://www.nomisweb.co.uk/reports/lmp/la/1946157422/report.aspx#tabeina">https://www.nomisweb.co.uk/reports/lmp/la/1946157422/report.aspx#tabeina</a> <a href="https://www.nomisweb.co.uk/reports/lmp/la/1946157422/report.aspx#tabeina">ct</a>	<b>2015</b> 3.2%	<b>2016</b> 3.1%	<b>2017</b> 4.3%	
	<b>Young People with more than one referral to the Early and Effective Intervention co-ordinator</b>	42	57	10	
<b>Economy</b>	<b>Reduce the percentage of the population with no qualifications</b> <i>NOMIS</i> <a href="https://www.nomisweb.co.uk/reports/lmp/la/1946157422/report.aspx#tabqual">https://www.nomisweb.co.uk/reports/lmp/la/1946157422/report.aspx#tabqual</a>  <b>Inverclyde Scotland</b>	<b>2014</b> 12.7% 9.4%	<b>2015</b> 13.5% 9%	<b>2016</b> 14.2% 9.9%	<b>2017</b> 12.2% 8.7%
	<b>Reduce the percentage of Inverclyde's datazones that fall into the 15% most deprived in Scotland (national share)</b> <i>Scottish Government</i> <a href="http://www.gov.scot/Topics/Statistics/SIMD/analysis/councils">http://www.gov.scot/Topics/Statistics/SIMD/analysis/councils</a>	<b>2009</b> 4.3%	<b>2012</b> 4.5%	<b>2016*</b> 4%	
	<b>Percentage the percentage of Inverclyde datazones that are in the 15% most income deprived in Scotland (national share)</b> <i>Scottish Government</i> <a href="http://www.gov.scot/Topics/Statistics/SIMD/analysis/councils">http://www.gov.scot/Topics/Statistics/SIMD/analysis/councils</a>	<b>2009</b> 4.1%	<b>2012</b> 4%	<b>2016*</b> 3.7%	
<b>Economy</b>	<b>Reduce the percentage of Inverclyde datazones that are in the 15% most employment deprived in Scotland (national share)</b> <i>Scottish Government</i>	<b>2009</b> 4.3%	<b>2012</b> 4.3%	<b>2016*</b> 3.7%	



Issue	Indicator/Source	2014/15	2015/16	2016/17	2017/18
	<a href="http://www.gov.scot/Topics/Statistics/SIMD/analysis/councils">http://www.gov.scot/Topics/Statistics/SIMD/analysis/councils</a>				
	<b>Reduce the percentage of people in receipt of main out of work DWP benefits.</b> Department for Work and Pensions benefit claimants – working age Percentage = proportion of resident population of area aged 16 – 64 <a href="https://www.nomisweb.co.uk/reports/lmp/la/1946157422/report.aspx#tabeina ct">https://www.nomisweb.co.uk/reports/lmp/la/1946157422/report.aspx#tabeina ct</a>	<b>2014</b> 16.3%	<b>2015</b> 15.6%	<b>2016</b> 14.7%	<b>2017</b> Discontinued
	<b>Living Wage: increase the number of employers paying the Living Wage</b>   <a href="#">Scottish Living Wage Accreditation</a>	-	-	<b>2017</b>  13 (September 2017)	<b>2018</b>  14 (December 2018)
	<b>Increase the gross weekly pay for full time employees living in the area</b>  <b>Inverclyde Scotland</b>	<b>2014</b> £506.80 £519.60	<b>2015</b> £519.20 £527.00	<b>2016</b> £535.00 £536.00	<b>2017</b> £549.60 £547.40
	<b>Reduce the percentage of workless households in Inverclyde NOMIS</b> <a href="https://www.nomisweb.co.uk/reports/lmp/la/1946157422/report.aspx">https://www.nomisweb.co.uk/reports/lmp/la/1946157422/report.aspx</a>	<b>2014</b>  22.1%	<b>2015</b>  26.6%	<b>2016</b>  25.1%	<b>2017</b>  22.0%
	<b>Increase the percentage of residents with internet access at home</b>				
<b>Health</b>	<b>Life expectancy at birth (males and females) in most deprived (MD) and least deprived (LD) areas</b> National Records of Scotland, Life Expectancy in Scottish Council areas split by deprivation (2011/15) <a href="https://www.nrscotland.gov.uk/statistics-and-data/statistics/statistics-by-theme/life-expectancy/life-expectancy-in-scottish-areas/life-expectancy-in-scottish-council-areas-split-by-deprivation/2011-15">https://www.nrscotland.gov.uk/statistics-and-data/statistics/statistics-by-theme/life-expectancy/life-expectancy-in-scottish-areas/life-expectancy-in-scottish-council-areas-split-by-deprivation/2011-15</a>	<b>2008/12</b>  <b>Male LD</b> 74.7 years <b>Male MD</b> 68.6 years  <b>Female LD</b> 80.2 years <b>Female MD</b> 76 years	<b>2009/13</b>  <b>Male LD</b> 75 years <b>Male MD</b> 68 years  <b>Female LD</b> 80.8 years <b>Female MD</b> 76.6 years	<b>2011/15</b>  <b>Male LD</b> 76.3 years <b>Male MD</b> 68.5 years  <b>Female LD</b> 80.9 years <b>Female MD</b> 77 years	<b>2013/17</b>  <b>Male LD</b> 82.8 years <b>Male MD</b> 69.5 years  <b>Female LD</b> 87.0 years <b>Female MD</b> 76.8 years
	<b>Reduce the rate of emergency admissions to hospital (per 100,000 people)</b> ( <a href="https://www.isdscotland.org/Health-Topics/Quality-Measurement-Framework/Emergency-Admissions/">https://www.isdscotland.org/Health-Topics/Quality-Measurement-Framework/Emergency-Admissions/</a> )  <b>Inverclyde Scotland</b>	<b>2012/13</b>  11,284 10,280	<b>2013/14</b>  12,807 10,537	<b>2014/15</b>  13,258 10,648	<b>2015/16</b>  13,178 10,572
	<b>Reduce the estimated prevalence of drug misuse ISD</b>  <b>Inverclyde</b>	<b>2009/10</b>  2.61%	<b>2012/13</b>  3.2%	2015/16 figs currently being	

Issue	Indicator/Source	2014/15	2015/16	2016/17	2017/18
	<p style="text-align: right;"><b>Scotland</b></p> <p><a href="http://www.isdscotland.org/Health-Topics/Drugs-and-Alcohol-Misuse/Drugs-Misuse/Prevalence-of-Problem-Drug-Use/">http://www.isdscotland.org/Health-Topics/Drugs-and-Alcohol-Misuse/Drugs-Misuse/Prevalence-of-Problem-Drug-Use/</a></p>	1.71%	1.68%	produced for March 2019	
	<p><b>Reduce the alcohol mortality rate in Inverclyde (per 100,000 people)</b></p> <p style="text-align: right;"><b>Inverclyde</b></p> <p style="text-align: right;"><b>Scotland</b></p> <p>Rounded figures from the Inverclyde Alcohol profile 2018. See change in terminology from 2017 now known as alcohol specific deaths</p>	<p><b>2014</b></p> <p>33 22</p>	<p><b>2015</b></p> <p>38 22</p>	<p><b>2016</b></p> <p>37 24</p>	<p><b>2017</b></p> <p>32 23</p>
<b>Housing</b>	<p><b>Reduce the percentage of all dwellings in Inverclyde that fail to meet the Scottish Housing Quality Standard</b></p> <p><a href="http://www.gov.scot/Topics/Statistics/SHCS/keyanalyses/LAtables2015">http://www.gov.scot/Topics/Statistics/SHCS/keyanalyses/LAtables2015</a></p>	-	<p><b>2012/14</b></p> <p>54%</p>	<p><b>2013/2015</b></p> <p>56%</p>	<p><b>2014/16</b></p> <p>48%</p>
	<p><b>% of dwellings in Inverclyde with an energy efficiency rating of F or G</b></p> <p style="text-align: right;"><b>Inverclyde</b></p> <p style="text-align: right;"><b>Scotland</b></p> <p><a href="http://www.gov.scot/Topics/Statistics/SHCS/keyanalyses/LAtables2015">http://www.gov.scot/Topics/Statistics/SHCS/keyanalyses/LAtables2015</a></p>	<p><b>2011/13</b></p>	<p><b>2012/14</b></p> <p>2% 4%</p>	<p><b>2013/15</b></p> <p>2% 3%</p>	<p><b>2014/16</b></p> <p>2% 5%</p>
	<p><b>Reduce the percentage of households estimated to be in fuel poverty in Inverclyde</b></p> <p style="text-align: right;"><b>Inverclyde</b></p> <p style="text-align: right;"><b>Scotland</b></p> <p><a href="http://www.gov.scot/Topics/Statistics/SHCS/keyanalyses/LAtables2015">http://www.gov.scot/Topics/Statistics/SHCS/keyanalyses/LAtables2015</a></p>	<p><b>2011/13</b></p> <p>38% 36%</p>	<p><b>2012/14</b></p> <p>43% 35%</p>	<p><b>2013/15</b></p> <p>41% 34%</p>	<p><b>2014/16</b></p> <p>38% 31%</p>
<b>Our Place Our Future Survey</b>	<p><b>Increase the average score of residents who feel satisfied that they have a sense of influence and control in Inverclyde</b></p>	-	-	<p><b>2017</b></p> <p>4.1</p>	
	<p><b>Increase the average score of residents who feel satisfied with work and the local economy in Inverclyde</b></p>	-	-	<p><b>2017</b></p> <p>4.0</p>	

## Performance Measures- Environment Culture & Heritage

Issue	Indicator/Source	2014/15	2015/16	2016/17	2017/18
<b>Neighbourhood Perception</b>	<b>Community safety and neighbourhood perception:</b> % of respondents either satisfied or very satisfied with their neighbourhood as a place to live  Inverclyde Council's Citizens' Panel	<b>2014</b>  85%	<b>2015</b>  measured every 2 years	<b>2016</b>  81%	<b>2018</b>  86%
	<b>Increase in the % of people who feel safe:</b> % of people who noticed a reduction in anti-social behaviour in the past 12 months  Inverclyde Council's Citizens' Panel	<b>2011</b>  10%	<b>2014</b>  13%	<b>2016</b>  33%	<b>2018</b>  10%
	<b>Customer feedback and influence:</b> % residents satisfied that they can influence decisions affecting the local area  Inverclyde Council's Citizens' Panel	<b>2012</b>  38%	<b>2014</b>  47%	<b>2016</b>  37%	No update
<b>Physical Activity</b>	<b>Increase in the % of people cycling:</b> % of Inverclyde households with access to one or more bikes for private use  Annual Cycling Monitoring Reports	<b>March 2015</b>  28.3%	<b>February 2016</b>  28.9%	<b>February 2017</b>  25.9% (bottom 5 in Scotland)	<b>February 2018</b>  24.2%
	<b>Reduce the number of inactive people in Inverclyde:</b> % of Inverclyde residents participating in sport/similar activity at least every two weeks Inverclyde Council's Citizens' Panel	<b>2012</b> 57%	<b>2014</b> 51%	<b>2016</b> 60%	
<b>Built Environment</b>	<b>Reduce the amount of local vacant and derelict land and buildings:</b> <ul style="list-style-type: none"> <li>• Vacant land</li> <li>• Vacant land and buildings</li> <li>• Derelict land</li> <li>• Total</li> </ul> Inverclyde Council	92.57 ha 43.11 ha 27.87 ha 163.55 ha	76.81 ha 1.58 ha 81.77 ha 160.16 ha	74.73 ha 0.45 ha 80.78 ha 155.96 ha	72.04 ha 0.55ha 82.66ha 155.27ha
	<b>CO<sub>2</sub> emissions within the scope of influence of the local authority, per capita</b> <a href="http://www.gov.uk">www.gov.uk</a>	<b>2013</b>	<b>2014</b>	<b>2015</b>	<b>2016</b>

Issue	Indicator/Source	2014/15	2015/16	2016/17	2017/18
		5.4 CO <sub>2</sub> tonnes	4.7 CO <sub>2</sub> tonnes	4.5 CO <sub>2</sub> tonnes	4.2 CO <sub>2</sub> tonnes
	<p><b>Reduce instances of deliberate fires and the resultant environmental damage from smoke and fire gases:</b></p> <ul style="list-style-type: none"> <li>Number of deliberate primary fires</li> <li>Number of deliberate secondary fires</li> </ul> <p>Scottish Fire &amp; Rescue Service (Annual Performance Review)  <a href="https://www.firescotland.gov.uk/about-us/publications-and-reports.aspx">https://www.firescotland.gov.uk/about-us/publications-and-reports.aspx</a></p>	69 375	62 393	53 557	66 340
	<p><b>% of household waste composted and recycled</b></p> <p>LGBF</p>	56%	54.4%	53.3%	No update
	<p><b>Cleanliness score: street cleanliness - the cleanliness index achieved following inspection of a sample of streets and other relevant land</b></p> <p>Inverclyde Performs</p>	93.7%	94.4%	94.3%	No update
<b>Outdoor space</b>	<p><b>Green space – walking distance to the nearest green space by 20% most deprived SIMD area:</b></p> <ul style="list-style-type: none"> <li>In 5 minutes</li> <li>6-10 minutes</li> <li>11 minute walk or more</li> <li>Don't know</li> </ul> <p>Annual Scottish Household Survey  <a href="http://www.gov.scot/Topics/Statistics/16002/LAtables2015/Inverclyde">http://www.gov.scot/Topics/Statistics/16002/LAtables2015/Inverclyde</a></p>	<p><b>2014</b></p> <p>49% 23% 26% 2%</p>	<p><b>2015</b></p> <p>60% 26% 11% 3%</p>	<p><b>2017</b></p> <p>49% 22% 25% 3%</p>	<p>2018</p> <p>No update</p>
	<p><b>Outdoor visits - frequency of visits made to the outdoors by residents from 20% most deprived SIMD areas:</b></p> <ul style="list-style-type: none"> <li>Once or more times a week</li> <li>At least once a month</li> <li>At least once a year</li> <li>Not at all</li> </ul> <p>Annual Scottish Household Survey 2015  <a href="http://www.gov.scot/Topics/Statistics/16002/LAtables2015/Inverclyde">http://www.gov.scot/Topics/Statistics/16002/LAtables2015/Inverclyde</a></p>	<p><b>2014</b></p> <p>47% 13% 15% 25%</p>	<p><b>2015</b></p> <p>56% 13% 14% 16%</p>	<p><b>2017</b></p> <p>57% 9% 16% 18%</p>	<p>2018</p> <p>No update</p>
	<p><b>Satisfaction levels with nearest green space in Inverclyde: % residents that are satisfied / fairly satisfied</b></p> <p><a href="http://www.gov.scot/Topics/Statistics/16002/LAtables2015/Inverclyde">http://www.gov.scot/Topics/Statistics/16002/LAtables2015/Inverclyde</a></p>	<p><b>2014</b></p> <p>65%</p>	<p><b>2015</b></p> <p>70%</p>	<p><b>2017</b></p> <p>68%</p>	<p>2018</p> <p>No update</p>

Issue	Indicator/Source	2014/15	2015/16	2016/17	2017/18
	Satisfaction levels with nearest greenspace in Inverclyde: % of residents in most deprived 20% that are satisfied / very satisfied <a href="http://www.gov.scot/Topics/Statistics/16002/LAtables2015/Inverclyde">http://www.gov.scot/Topics/Statistics/16002/LAtables2015/Inverclyde</a>	2014 58%	2015 64%	2017 63%	2018 No update
	Scottish Government National Indicator Percentage of adults who live within a 5 minute walk to nearest useable greenspace <ul style="list-style-type: none"> <li>The degree to which greenspaces are connected to each other as well as greenspaces.</li> </ul>	2015 60%	2016 68%	2017 58%	2018 No update
<b>Biodiversity</b>	The number of planning applications that sought consultations for biodiversity issues.	Awaiting Data	Awaiting Data	Awaiting Data	
<b>Culture</b>	Cultural engagement by adults in the last 12 months Annual Scottish Household Survey <a href="http://www.gov.scot/Topics/Statistics/16002/LAtables2015/Inverclyde">http://www.gov.scot/Topics/Statistics/16002/LAtables2015/Inverclyde</a>	2014 90%	2015 90%	2016 91	2017 87
<b>Community Safety</b>	Reported crimes in Inverclyde  Police Scotland Annual Returns	2014/15 9,264	2015/16 7,985	2016/17 7,758	2017/18 7,063
	Number of deliberate secondary fires (single derelict buildings, grassland, intentional straw or stubble burning, outdoor structures, refuse and refuse containers and derelict vehicles)  Scottish Fire and Rescue	375	393	557	340
	Increase the provision of allotments and community food growing spaces in the local area	Awaiting data	Awaiting data	Awaiting data	
<b>Our Place Our Future Survey</b>	Increase the average score of residents who feel satisfied with moving around Inverclyde			2017 4.3	
	Increase the average score of residents who feel satisfied with public transport in Inverclyde			2017 4.4	
	Increase the average score of residents who feel satisfied traffic and parking in Inverclyde			2017 3.8	
	Increase the average score of residents who feel satisfied with natural space in Inverclyde			2017 4.8	
	Increase the average score of residents who feel satisfied with streets and spaces in Inverclyde			2017 4.5	
	Increase the average score of residents who feel satisfied with play and recreational opportunities in Inverclyde			2017 4.2	

<b>Issue</b>	<b>Indicator/Source</b>	<b>2014/15</b>	<b>2015/16</b>	<b>2016/17</b>	<b>2017/18</b>
	Increase the average score of residents who feel satisfied with facilities and amenities in Inverclyde			2017 4.5	
	Increase the average score of residents who feel satisfied with feeling safe in Inverclyde			2017 4.6	
	Increase the average score of residents who feel satisfied with care and maintenance of buildings and spaces in Inverclyde			2017 4.0	